

**ISU DEVELOPMENT PROGRAM - 2017**

Financial Situation (in CHF)

<b>Status at at 31/12/2017</b>	<b>YE Accrual Reversal</b>	<b>Booked in Acabus</b>	<b>Expensed</b>	<b>Pending to Pay (Tally Chart)</b>	<b>Provision</b>	<b>2017 Total</b>	<b>Approved 2017 Budget</b>	<b>Unused 2017 Budget</b>	<b>Figure Skating</b>	<b>Speed Skating</b>
<b>DV Commission - Operational Expenses</b>	<b>(35,750)</b>	<b>236,705</b>	<b>200,955</b>	<b>35,750</b>	<b>-</b>	<b>200,955</b>	<b>324,350</b>	<b>123,395</b>	<b>61,697</b>	<b>61,697</b>
Projects	(311,529)	729,966	418,437	706,839	706,839	1,125,276	1,342,856	217,580	82,063	134,238
ISU Junior Scholarships	(94,952)	297,544	202,593	30,352	30,352	232,945	252,607	19,662	(40,482)	60,144
ISU Coach Support	-	15,000	15,000	25,094	25,094	40,094	80,187	40,094	40,094	-
Available 2016 Budget	-	-	-	-	-	-	-	-	-	-
<b>Projects / Scholarships / Coach Support</b>	<b>(406,481)</b>	<b>1,042,510</b>	<b>636,029</b>	<b>762,285</b>	<b>762,285</b>	<b>1,398,314</b>	<b>1,675,650</b>	<b>277,336</b>	<b>81,675</b>	<b>194,382</b>
<b>Development Projects</b>	<b>(442,231)</b>	<b>1,279,215</b>	<b>836,985</b>	<b>798,035</b>	<b>762,285</b>	<b>1,599,269</b>	<b>2,000,000</b>	<b>400,731</b>	<b>143,372</b>	<b>256,080</b>

*Lausanne, 15 August 2018*

# ISU DEVELOPMENT PROJECTS - FINANCIAL SITUATION 2017 - GRAPH

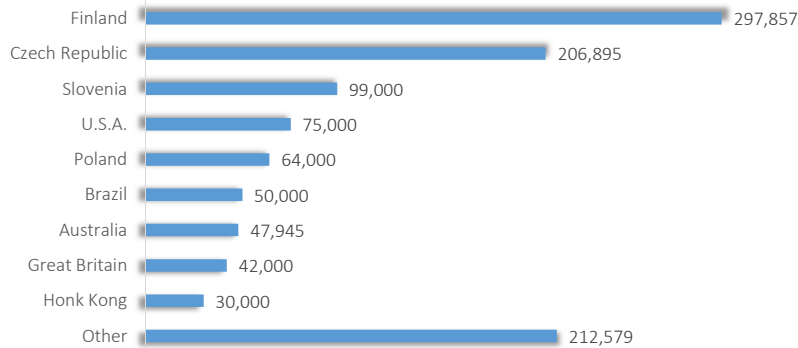
[in CHF]

Top 10 Organizing Country	Value [in CHF]
Finland	297,857
Czech Republic	206,895
Slovenia	99,000
U.S.A.	75,000
Poland	64,000
Brazil	50,000
Australia	47,945
Great Britain	42,000
Honk Kong	30,000
Other	212,579
<b>Total</b>	<b>1,125,276</b>

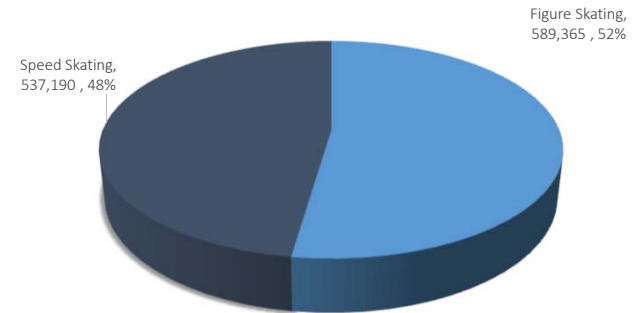
Region	Branch						Total
	SP	ID	SyS	SS	ST	Other	
Europe	139,525	-	-	273,370	20,000	-	432,895
Eastern Europe	282,895	64,000	5,000	100,500	3,900	-	456,295
North America	-	-	-	75,000	-	-	75,000
Asia	47,945	-	-	-	64,420	-	112,365
Latin America	50,000	-	-	-	-	-	50,000
Africa	-	-	-	-	-	-	-
Other	-	-	-	-	-	1,279	1,279
<b>Grand Total</b>	<b>520,365</b>	<b>64,000</b>	<b>5,000</b>	<b>448,870</b>	<b>88,320</b>	<b>-</b>	<b>1,125,276</b>
	46.2%	5.7%	0.4%	39.9%	7.8%	-0.1%	

FS: 52.4%      SS: 47.7%

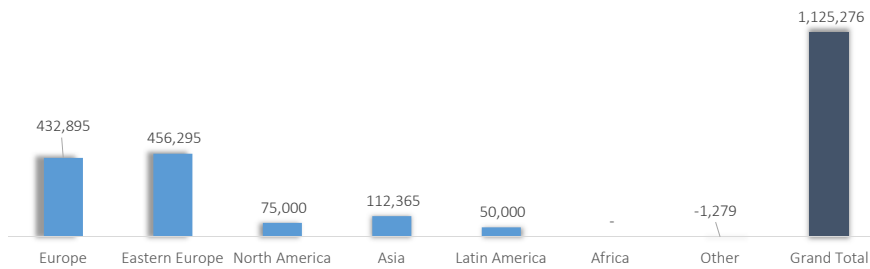
**Top 10 - Project Organizing ISU Members in 2017**  
in CHF



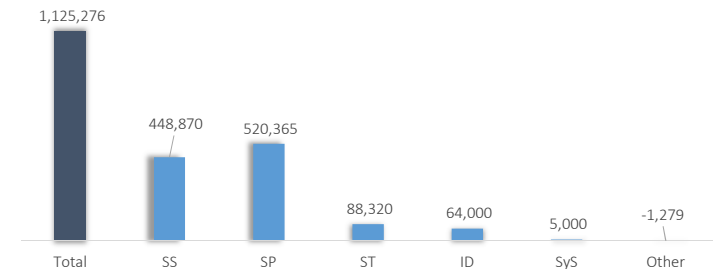
**2017 Project Overview - per Branch**  
in CHF and %



**2017 Project per Region**  
in CHF



**2017 Project per Discipline**  
in CHF



**ISU WORLD-WIDE SEMINARS - FINANCIAL SITUATION 2017 - GRAPH**

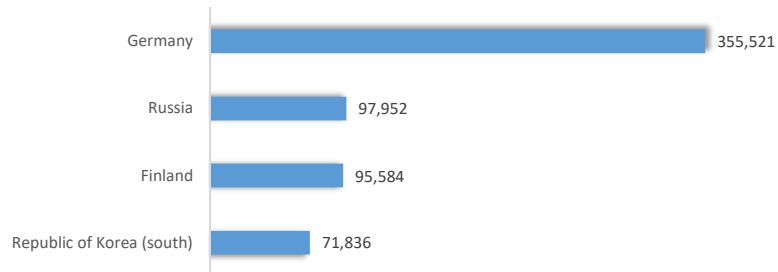
[in CHF]

Organizing Country	Value [in CHF]
Germany	355,521
Russia	97,952
Finland	95,584
Republic of Korea (south)	71,836
<b>Grand Total</b>	<b>620,894</b>

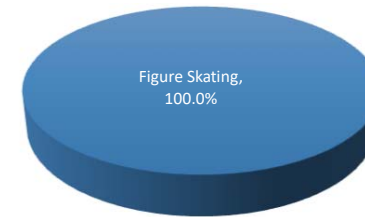
Region	SP	ID	SyS	SS	ST	Value [in CHF]
Europe	119,552	235,969	95,584	-	-	<b>451,106</b>
Eastern Europe	97,952	-	-	-	-	<b>97,952</b>
Asia	-	71,836	-	-	-	<b>71,836</b>
North America	-	-	-	-	-	-
Latin America	-	-	-	-	-	-
Africa	-	-	-	-	-	-
<b>Grand Total</b>	<b>217,504</b>	<b>307,805</b>	<b>95,584</b>	-	-	<b>620,894</b>
	35.0%	49.6%	15.4%	0.0%	0.0%	

FS: 100.0%                      SS: 0.0%

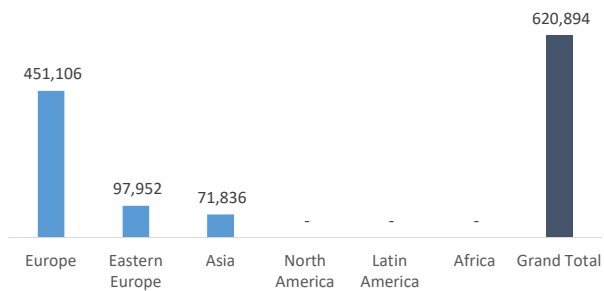
**Top 10 - Project Organizing ISU Members in 2017**  
in CHF



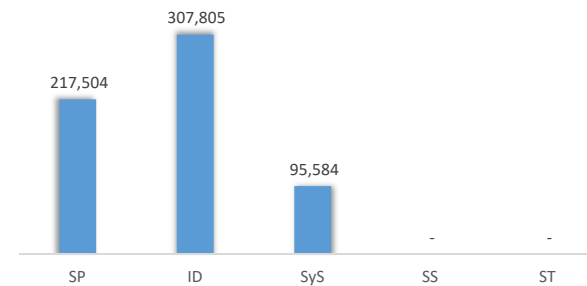
**2017 -World Wide Seminars Overview - per Branch**  
in %



**2017 World Wide Seminars per Region**  
in CHF



**2017 World Wide Seminars per Discipline**  
in CHF



# DANUBIA / STAR CLASS PROJECT - FINANCIAL SITUATION 2017 - GRAPH

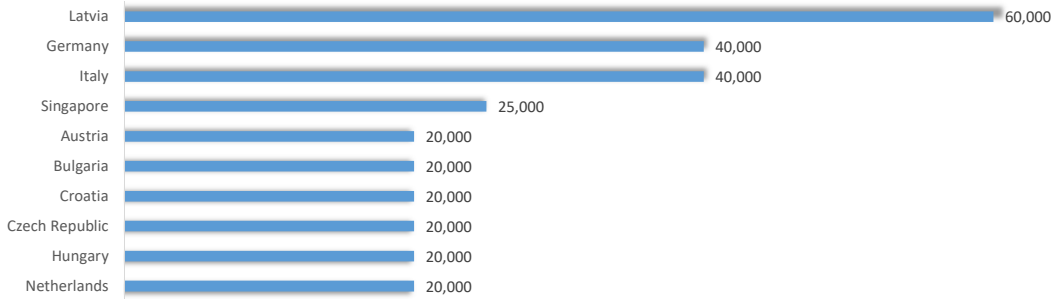
[in CHF]

Organizing Country	Value [in CHF]
Latvia	60,000
Germany	40,000
Italy	40,000
Singapore	25,000
Austria	20,000
Bulgaria	20,000
Croatia	20,000
Czech Republic	20,000
Hungary	20,000
Netherlands	20,000
Other	54,106
<b>Grand Total</b>	<b>339,106</b>

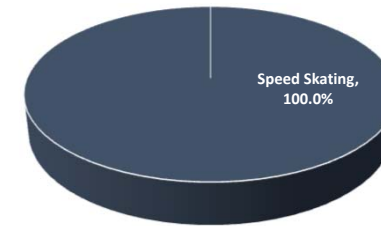
Region	SP	ID	SyS	SS	ST	Grand Total
Europe	-	-	-	-	-	-
Eastern Europe	-	-	-	-	216,000	216,000
Asia	-	-	-	-	226,000	226,000
North America	-	-	-	-	25,000	25,000
Latin America	-	-	-	-	-	-
Africa	-	-	-	-	-	-
<b>Grand Total</b>	-	-	-	-	<b>467,000</b>	<b>467,000</b>

FS: 0.0%      0.0%      0.0%      SS: 100.0%      100.0%

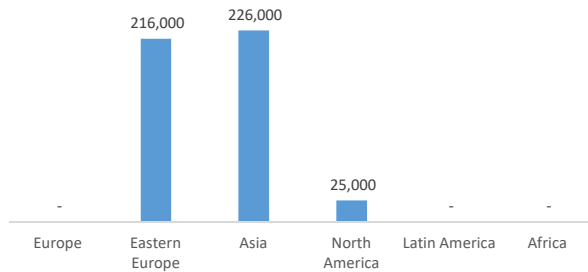
**Top 10 - Danubia / Star Class Projects in 2017**  
in CHF



**2017 - Danubia / Star Class Projects Overview - per Branch**



**2017 Danubia / Star Class Projects per Region**  
in CHF



**2017 Danubia / Star Class Projects per Discipline**  
in CHF



## ISU SCHOLARSHIP - FINANCIAL SITUATION 2017 - GRAPH

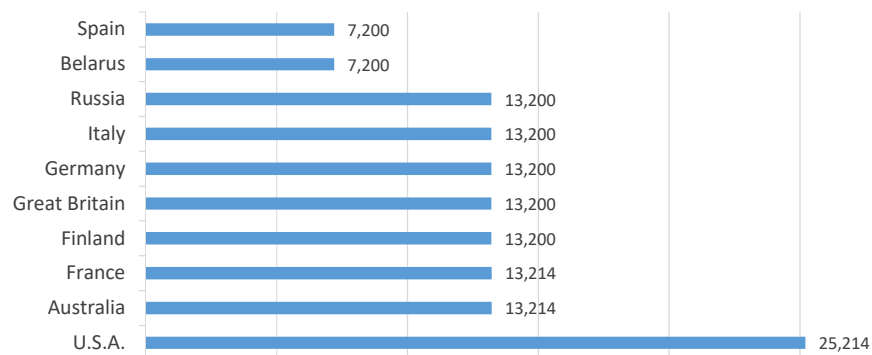
[in CHF]

Athlete's Federation	Value [in CHF]
U.S.A.	25,214
Australia	13,214
France	13,214
Finland	13,200
Great Britain	13,200
Germany	13,200
Italy	13,200
Russia	13,200
Belarus	7,200
Spain	7,200
Other	100,902
<b>Grand Total</b>	<b>232,945</b>

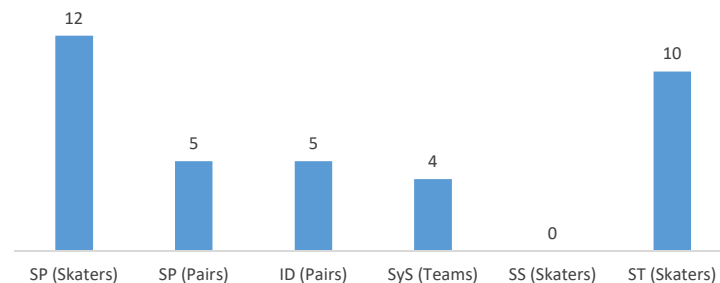
Region	SP	ID	SyS	SS	ST	Grand Total
TBD	6,000	-	-	-	-	6,000
Eastern Europe	19,200	21,600	-	-	18,043	58,843
Asia	13,200	-	7,200	-	24,058	44,458
Europe	51,600	7,200	21,600	-	12,029	92,429
North America	18,000	7,200	-	-	6,014	31,214
Latin America	-	-	-	-	-	-
Africa	-	-	-	-	-	-
<b>Grand Total</b>	<b>108,000</b>	<b>36,000</b>	<b>28,800</b>	<b>-</b>	<b>60,145</b>	<b>232,945</b>
	46.4%	15.5%	12.4%	0.0%	25.8%	

FS: 74.2%      SS: 25.8%

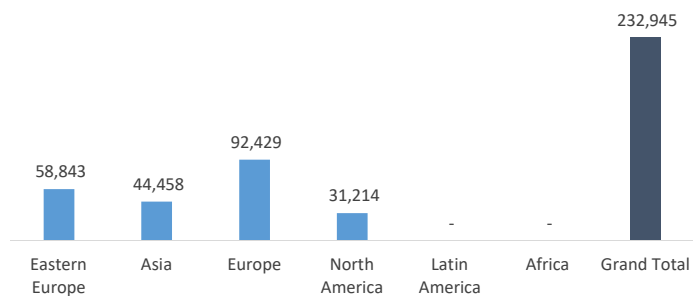
**Top 10 - 2017 ISU Junior Scholarship**  
in CHF



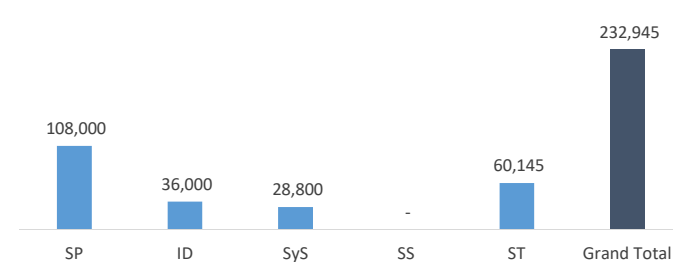
**2017 ISU Junior Scholarships**  
Number of Scholarships awarded in 2017



**2017 ISU Junior Scholarship per Region**  
in CHF



**2017 ISU Junior Scholarship per Discipline**  
in CHF



**DEVELOPMENT PROJECTS**  
2017 Analysis by Project - As at 31/12/2017

*In CHF*

Disc.	Project type	Project / Name	ISU Member	Location	Topic	2016 YE Accrual	2017 Expensed	Total Expensed (2016 YE Accrual + 2017 Expensed)	2017 Pending to pay (Total Grant - Total Expensed)	2017 Net Project (Total Expensed + Pending to pay)
ST	ISU Coach Support - 2017	Jesper Carlson	DEN	DEN		-	5,000	5,000	5,000	10,000
ST	ISU Coach Support - 2017	Cheng Chee Siang	MAS	MAS		-	-	-	10,000	10,000
ST	ISU Coach Support - 2017	Danielle Han	SGP	SGP		-	5,000	5,000	5,047	10,047
SS	ISU Coach Support - 2017	Sandra Gomez	ESP	ESP		-	5,000	5,000	5,047	10,047
<b>Subtotal Coach Support</b>						-	<b>15,000</b>	<b>15,000</b>	<b>25,094</b>	<b>40,094</b>
FS	ISU Junior Scholarships - 2016	Team Australia	N/A	AUS		(7,212)	7,312	100	(100)	-
FS	ISU Junior Scholarships - 2016	Kalehanava, Emili	N/A	BLR		(3,606)	3,636	31	(31)	-
FS	ISU Junior Scholarships - 2016	Palkhouski, Uladzislau	N/A	BLR		(3,606)	3,636	31	(31)	-
FS	ISU Junior Scholarships - 2016	Brasseur, Justine	N/A	CAN		(3,606)	3,532	(74)	74	-
FS	ISU Junior Scholarships - 2016	Ostiguy, Mathieu	N/A	CAN		(3,606)	3,532	(74)	74	-
FS	ISU Junior Scholarships - 2016	Lajoie, Marjorie	N/A	CAN		(3,606)	3,532	(74)	74	-
FS	ISU Junior Scholarships - 2016	Lagha, Zachary	N/A	CAN		(3,606)	3,532	(74)	74	-
FS	ISU Junior Scholarships - 2016	Team China	N/A	CHN		(7,212)	-	(7,212)	7,212	-
SS	ISU Junior Scholarships - 2016	Monvoisin, Aurelie	N/A	FRA		(6,010)	6,164	155	(155)	-
SS	ISU Junior Scholarships - 2016	Chong, Mark	N/A	ITA		-	-	-	-	-
SS	ISU Junior Scholarships - 2016	Bonazza, Noemi	N/A	ITA		-	-	-	-	-
FS	ISU Junior Scholarships - 2016	Honda, Marin	JPN	JPN		(6,010)	5,825	(184)	184	-
FS	ISU Junior Scholarships - 2016	Fukase, Rikako	N/A	JPN		(3,606)	3,495	(111)	111	-
FS	ISU Junior Scholarships - 2016	Tateno, Aru	N/A	JPN		(3,606)	3,495	(111)	111	-
FS	ISU Junior Scholarships - 2016	Kang In Kam	N/A	KOR		-	-	-	-	-
FS	ISU Junior Scholarships - 2016	Vasiljevs, Deniss	N/A	LAT		-	-	-	-	-
FS	ISU Junior Scholarships - 2016	Nikitina, Diana	N/A	LAT		-	-	-	-	-
FS	ISU Junior Scholarships - 2016	Damuleviciute Guoste	N/A	LTU		-	-	-	-	-
FS	ISU Junior Scholarships - 2016	Kizala, Deividas	N/A	LTU		-	-	-	-	-
FS	ISU Junior Scholarships - 2016	Aliev, Dimitri	N/A	RUS		(6,010)	6,009	(1)	1	-
FS	ISU Junior Scholarships - 2016	Fedischkina, Alisa	N/A	RUS		(6,010)	6,009	(1)	1	-
FS	ISU Junior Scholarships - 2016	Atakhanova, Amina	N/A	RUS		(3,606)	3,548	(58)	58	-
FS	ISU Junior Scholarships - 2016	Spiridonov, Iliia	N/A	RUS		(3,606)	3,605	(0)	0	-
FS	ISU Junior Scholarships - 2016	Shpileva, Anastasia	N/A	RUS		(3,606)	3,605	(0)	0	-
FS	ISU Junior Scholarships - 2016	Smirnov, Grigory	N/A	RUS		(3,606)	3,605	(0)	0	-
SS	ISU Junior Scholarships - 2016	Ayrapetyan, Denis	N/A	RUS		(6,010)	6,061	51	(51)	-
FS	ISU Junior Scholarships - 2016	Oaganesian, Renata	N/A	UKR		(3,606)	-	(3,606)	3,606	-
FS	ISU Junior Scholarships - 2016	Bardei, Mark	N/A	UKR		(3,606)	-	(3,606)	3,606	-
SS	ISU Junior Scholarships - 2017	BINEY Maame	N/A	USA		-	6,061	6,061	(46)	6,014
SS	ISU Junior Scholarships - 2017	KUNCIROVA Michaela	N/A	CZE		-	6,061	6,061	(46)	6,014
SS	ISU Junior Scholarships - 2017	BIGGS Mikayla	N/A	NZL		-	6,061	6,061	(46)	6,014
SS	ISU Junior Scholarships - 2017	CHIN Ashley Sook Hui	N/A	MAS		-	6,023	6,023	(9)	6,014
SS	ISU Junior Scholarships - 2017	GOH Cheyenne	N/A	SGP		-	6,009	6,009	5	6,014
SS	ISU Junior Scholarships - 2017	FERCOQ Quentin	N/A	FRA		-	5,851	5,851	164	6,014
SS	ISU Junior Scholarships - 2017	BLUNDEN Denali	N/A	AUS		-	6,061	6,061	(46)	6,014
SS	ISU Junior Scholarships - 2017	McANUFF Sean	N/A	IRL		-	6,009	6,009	5	6,014
SS	ISU Junior Scholarships - 2017	ANIKEJ Rafal	N/A	POL		-	6,061	6,061	(46)	6,014
SS	ISU Junior Scholarships - 2017	RAMANAUSKAS Salvijus	N/A	LTU		-	6,009	6,009	5	6,014
FS	ISU Junior Scholarships - 2017	Yaroslav Paniot	N/A	UKR		-	5,825	5,825	175	6,000
FS	ISU Junior Scholarships - 2017	Matteo Rizzo	N/A	ITA		-	-	-	6,000	6,000
FS	ISU Junior Scholarships - 2017	Nicolas Nadeau	N/A	CAN		-	-	-	6,000	6,000
FS	ISU Junior Scholarships - 2017	Graham Newberry	N/A	GBR		-	5,851	5,851	149	6,000

**DEVELOPMENT PROJECTS**  
2017 Analysis by Project - As at 31/12/2017

*In CHF*

Disc.	Project type	Project / Name	ISU Member	Location	Topic	2016 YE Accrual	2017 Expensed	Total Expensed (2016 YE Accrual + 2017 Expensed)	2017 Pending to pay (Total Grant - Total Expensed)	2017 Net Project (Total Expensed + Pending to pay)
FS	ISU Junior Scholarships - 2017	Dmitri Aliev	N/A	RUS		-	5,913	5,913	87	6,000
FS	ISU Junior Scholarships - 2017	Andrew Torgashev	N/A	USA		-	5,886	5,886	114	6,000
FS	ISU Junior Scholarships - 2017	Honda, Marin	N/A	JPN		-	5,825	5,825	175	6,000
FS	ISU Junior Scholarships - 2017	Lea Johannna Dastich	N/A	GER		-	5,851	5,851	149	6,000
FS	ISU Junior Scholarships - 2017	Star Andrews	N/A	USA		-	5,886	5,886	114	6,000
FS	ISU Junior Scholarships - 2017	Yi Christy Leung	N/A	HKG		-	5,814	5,814	186	6,000
FS	ISU Junior Scholarships - 2017	Anita Ostlund	N/A	SWE		-	5,851	5,851	149	6,000
FS	ISU Junior Scholarships - 2017	Viveca Lindofrs	N/A	FIN		-	5,825	5,825	175	6,000
FS	ISU Junior Scholarships - 2017	Talisa Thomalla	N/A	ESP		-	3,495	3,495	105	3,600
FS	ISU Junior Scholarships - 2017	Irma Caldara – Edoardo Caputo	N/A	ITA		-	7,228	7,228	(28)	7,200
FS	ISU Junior Scholarships - 2017	Su Yeon Kim – Huunkgtae Kim	N/A	KOR		-	7,063	7,063	137	7,200
FS	ISU Junior Scholarships - 2017	Hailey Kops	N/A	ISR		-	3,495	3,495	105	3,600
FS	ISU Junior Scholarships - 2017	Artem Tsoglin	N/A	ISR		-	3,495	3,495	105	3,600
FS	ISU Junior Scholarships - 2017	Cleo Hamon	N/A	FRA		-	3,488	3,488	112	3,600
FS	ISU Junior Scholarships - 2017	Anastasia Shpilevaya	N/A	RUS		-	3,548	3,548	52	3,600
FS	ISU Junior Scholarships - 2017	Grigory Smirnov	N/A	RUS		-	3,548	3,548	52	3,600
FS	ISU Junior Scholarships - 2017	Monica Lindfors – Juho Pirinen	N/A	FIN		-	6,990	6,990	210	7,200
FS	ISU Junior Scholarships - 2017	Christina Carriera	N/A	USA		-	3,532	3,532	68	3,600
FS	ISU Junior Scholarships - 2017	Anthony Ponomarenko	N/A	USA		-	3,532	3,532	68	3,600
FS	ISU Junior Scholarships - 2017	Emilia Kalehanava – Vladzislau Palhouski	N/A	BLR		-	6,990	6,990	210	7,200
FS	ISU Junior Scholarships - 2017	G. Nauryzova – D. Boisangur	N/A	KAZ		-	7,211	7,211	(11)	7,200
FS	ISU Junior Scholarships - 2017	Spain, junior team	N/A	ESP		-	7,063	7,063	137	7,200
FS	ISU Junior Scholarships - 2017	Great Britain, junior team	N/A	GBP		-	6,977	6,977	223	7,200
FS	ISU Junior Scholarships - 2017	Australia, junior team	N/A	AUS		-	6,977	6,977	223	7,200
FS	ISU Junior Scholarships - 2017	Switzerland, junior team	N/A	SWI		-	7,063	7,063	137	7,200
FS	ISU Junior Scholarships - 2017	Robert Kunkel	N/A	ESP		-	3,495	3,495	105	3,600
FS	ISU Junior Scholarships - 2017	Denys Strekalin	N/A	FRA		-	3,488	3,488	112	3,600
<b>Subtotal Junior Scholarships</b>						<b>(94,952)</b>	<b>297,544</b>	<b>202,593</b>	<b>30,352</b>	<b>232,945</b>
SS	Project	13-16	POL		Junior Speed Skating Development Program for Central-Europe, Part 3. Ice Camp and Speed Skating Seminar, Inzell Germany, 13-20 October 2013	(13,344)	1,656	(11,688)	11,688	-
SS	Project	13-28	BLR		ISU Junior Speed Skating Development Program for North-East Europe (Year 4), PART I Ice Camp and Speed Skating Seminar Minsk/Belarus 18.08. - 25.08. 2013	(6,580)	-	(6,580)	6,580	-
SS	Project	13-29	BLR		ISU Junior Speed Skating Development Program for North-East Europe (Year 4) PART II Ice Camp and Speed Skating Seminar Minsk/Belarus 20.10. - 27.10. 2013	(6,580)	-	(6,580)	6,580	-
SS	Project	14-01	POL		Junior Speed Skating Development Camp and Seminar for Skaters and Coaches, Collalbo, Italy, 17-24 January, 2014	(10,780)	3,346	(7,434)	7,434	-
SS	Project	14-23	BLR		Junior Speed Skating Development Program for North-East Europe, Part 1, 17-24 August, Minsk, Belarus	(8,156)	-	(8,156)	8,156	-
SS	Project	14-24	BLR		Junior Speed Skating Development Program for North-East Europe, Part 2, 19-26 October Minsk, Belarus	(7,756)	-	(7,756)	7,756	-
ST	Project	16-01	HUN	Budapest, Hungary	East and Central European Regional Training Camp for Novices, Juniors and Seminar for Coaches, Camp 2, 4-14 January, 2016	(21,280)	-	(21,280)	21,280	-

**DEVELOPMENT PROJECTS**  
2017 Analysis by Project - As at 31/12/2017

						<i>in CHF</i>				
Disc.	Project type	Project / Name	ISU Member	Location	Topic	2016 YE Accrual	2017 Expensed	Total Expensed (2016 YE Accrual + 2017 Expensed)	2017 Pending to pay (Total Grant - Total Expensed)	2017 Net Project (Total Expensed + Pending to pay)
SS	Project	16-21	USA	Utah, USA	Speed Skating Development and training program for Skaters and Coaches Utah, USA based International (Inline to) Ice Program, Utah Olympic Oval March 2016- March 2019	(22,500)	22,500	-	-	-
ST	Project	16-23	AUS	Melbourne, Australia	Regional Asia/Oceania Tri Series Short Track Competition (Southern Cross Cup), Melbourne, Australia, 17-22 April 2016	(7,200)	-	(7,200)	7,200	-
SP	Project	16-27	SLO	Celje, Slovenia	Skate Celje, 9-13 November 2016, Celje, Slovenia	(7,500)	7,500	-	-	-
SS	Project	16-28	POL	Inzell, Germany	ISU Jr SS DV Program for Central Europe and Seminar for Coaches Part 1	(26,400)	4,657	(21,743)	21,743	-
SS	Project	16-29	POL	Inzell, Germany	ISU Jr SS DV Program for Central Europe and Seminar for Coaches Part 2	(25,410)	11,753	(13,657)	13,657	-
SS	Project	16-30/31	BLR	Minsk, Belarus	Mass Start Ice Inline Training Camp & Coaches Seminar, Minsk BLR. Mass Start Ice Camp and Speed Skating Seminar, Minsk BLR	(22,098)	9,599	(12,499)	12,499	-
SS	Project	16-33	FIN	FIN, NOR, SWE, DEN	Scandinavian Talent and Development Project, year 4 (continuation of project 16-16)	(65,155)	65,155	-	-	-
ST	Project	16-36	CAN	Calgary, Canada	The 2016 Intercontinental ST Invitational Series	(4,200)	4,200	-	-	-
ID	Project	16-38	HUN	Budapest, Hungary	10th Santa Claus Cup 2016 - International Competition in Figure Skating and Ice Dance	(7,500)	-	(7,500)	7,500	-
ST	Project	16-39	SRB	Belgrade, Serbia	"Alpe Adria Serbia Open 2016" International ST Competition	(1,200)	1,200	-	-	-
ID	Project	16-42	GER	Dortmund, Germany	NRW Trophy for Ice Dance, 4-6 November, 2016, Dortmund, Germany	(3,000)	-	(3,000)	3,000	-
SP	Project	16-43	GER	Dortmund, Germany	NRW Trophy for Single & Pair Skating, 29 nov-4 dec, 2016 Dortmund, Germany	(4,500)	-	(4,500)	4,500	-
SS	Project	17-07	CZE	Collalbo, Italy	ISU Junior Speed Skating Development Project for Central Europe in Collalbo (IT)	(22,500)	-	(22,500)	22,500	-
ST	Project	17-08	SGP	Singapore	South East Asia (SEA) Trophy, Singapore	(7,200)	7,200	-	-	-
SP	Project	17-09	SRB	Belgrade, Serbia	Skate Helena 2017 - International Figure Skating Competition	(4,000)	4,000	-	-	-
ID	Project	17-10	GER	Oberstdorf, Germany	Bavaria Open, International Competition (ID), Oberstdorf, Germany	(6,690)	6,690	-	-	-
SP	Project	17-05	DEN	Ostrava, Czech	International Development Project, Ostrava 2017 May 2017, August 2017 (continuation of 16-15)	-	127,591	127,591	4,304	131,895
SP	Project	17-19	NED	The Hague, NED	International Challenge Cup 2017, The Hague, Holland	-	21,668	21,668	-	21,668
ST	Project	17-20	SWI	Lausanne	Project Short Track, Switzerland	-	5,000	5,000	15,000	20,000
SP	Project	17-21	SLO	Ljubljana	Singles Figure Skating Camp and Singles'Coaches Seminar for East and Middle European Region	-	30,000	30,000	-	30,000
SS	Project	17-23	USA	Utah, USA	Salt Lake City, UT based International Speed Skating Development Program March 2016- March 2019	-	52,500	52,500	22,500	75,000
ID	Project	17-24	POL	Torun, Poland	ISU ICE DANCE DEVELOPMENT TRAINING SEMINAR for NOVICE Ice Dance Couples and their Coaches May, 2017, Torun, Poland	-	64,000	64,000	-	64,000
SP	Project	17-29	SLO	Celje, Slovenia	Skate Celje 2017, Celje, Slovenia	-	17,500	17,500	7,500	25,000
SS	Project	17-30	FIN	NED, GER, ITA	ISU Coach Education level 4	-	26,250	26,250	78,750	105,000
SS	Project	17-31	FIN	FIN	Northern Development Project	-	33,250	33,250	61,750	95,000
SS	Project	17-32	BLR	Minsk, Belarus	ISU Speed Skating Development Program of Mass Start event and Education of Coaches	-	17,850	17,850	7,650	25,500
SS	Project	17-33	AUT	Innsbruck, Weissensee, Austria	Austrian Development Program for Weißensee and raising level for Junior "A" and Neoseniors	-	-	-	24,000	24,000



**DEVELOPMENT PROJECTS**  
2017 Analysis by Project - As at 31/12/2017

						<i>in CHF</i>				
Disc.	Project type	Project / Name	ISU Member	Location	Topic	2016 YE Accrual	2017 Expensed	Total Expensed (2016 YE Accrual + 2017 Expensed)	2017 Pending to pay (Total Grant - Total Expensed)	2017 Net Project (Total Expensed + Pending to pay)
SS	Project	17-34	GBR, ESP	Leeuwarden, Den Hagg, Netherland	Improvement through cooperation - The improvement and growth of speed skating in European Countries without a 400m rink.	-	14,700	14,700	27,300	42,000
SP	Project	17-35	SRB	Belgrade, Serbia	ORGANISATION OF THE INTERNATIONAL FIGURE SKATING COMPETITION "SKATE HELENA 2018"	-	9,800	9,800	4,200	14,000
SyS	Project	17-36	SRB	Zagreb, Croatia; Belgrade, Serbia	DEVELOPMENT OF THE SYNCHORNIZED SKATING IN SERBIA	-	3,500	3,500	1,500	5,000
STSS	Project	17-37	SRB	Belgrade, Serbia	Organization of International Short Track Speed Skating Competition "Alpe Adria Serbia Open 2017"	-	2,730	2,730	1,170	3,900
SS	Project	17-51	DEN	TBD, Denmark	Kick-start of local speedskating training in Denmark	-	2,950	2,950	4,420	7,370
SP	Project	17-52	BUL	Sofia, Bulgaria	SOFIA TROPHY 2018, 06-11.2018, SOFIA, BULGARIA	-	-	-	25,000	25,000
SS	Project	17-25	CZE	Berlin	Re-Application	-	-	-	-	-
SS	Project	17-26 (1)	CZE		Re-Application	-	31,500	31,500	13,500	45,000
SS	Project	17-26 (2)	CZE		Re-Application	-	21,000	21,000	9,000	30,000
SP	Project	17-53	GER	Oberstdorf	Bavaria Open, Oberstdorf, Germany	-	-	-	20,000	20,000
SP	Project	17-55	SLO	Celje, Slovenia	Balkan Games	-	-	-	44,000	44,000
ST	Project	17-56	HKG	Dongguan, China	2018 Asian Short Track Speed Skating Challenge cum Short Track Speed Skating Coaching Seminar	-	20,000	20,000	10,000	30,000
ST	Project	17-57	SGP	Singapore	Regional Coach-the-Coaches Course 2018	-	-	-	9,420	9,420
SP	Project	17-58	FIN	Finland	Olympic Development Project	-	80,000	80,000	17,857	97,857
ST	Project	17-61	THA	Bangkok, Thailand	2017 Asian Open Short Track Speed Skating Trophy Skating Trophy	-	-	-	25,000	25,000
SP	Project	17-62	BIH	Sarajevo, Bosnia and Herzegovina	Sarajevo Open 2018 International Figure Skating Competition (including Pairs)	-	-	-	13,000	13,000
SP	Project	17-63	AUS & NZL	Brisbane, Australia & New Zealand	ISU Oceania Novice International Competition (and Coaches Seminar)	-	-	-	47,945	47,945
FS	Project	17-65	BRA	Brazil	Education of Judges, Coaches and Athletes from Brazil - 4 years Program	-	-	-	50,000	50,000
<b>Subtotal Projects</b>						<b>(311,529)</b>	<b>729,966</b>	<b>418,437</b>	<b>706,839</b>	<b>1,125,276</b>
<b>Development Projects *</b>						<b>(406,481)</b>	<b>1,042,510</b>	<b>636,029</b>	<b>762,285</b>	<b>1,398,314</b>

\* Excludes costs related to DVC Operational Expenses